

SOLUTION

Chiropractors

A cost-effective yet reliable and scalable digital image archiving solution is a key challenge for many small and medium-sized private practices. Whether your facility uses Computed Radiography (CR) or Digital Radiography (DR), Candelis can provide the appropriate solution to optimize your workflow and patient care.



Overview

While most PACS remain too expensive, require significant IT skills, and in general are not tailored for many specialty's needs, Candelis has the ideal solution to store and view CR, DR, CT, and MRI images.

Candelis's fully integrated solution will automate, report, and efficiently control all aspects of patient procedures – from beginning to end which will help reduce your ongoing IT cost.

You will not have to worry about changing your PACS, adding storage, or any associated IT maintenance headaches. We help you have a DR strategy in place with proper backup and HIPAA compliance.

Additionally, our support engineers are available anytime, anywhere 24 x 7 x 365.

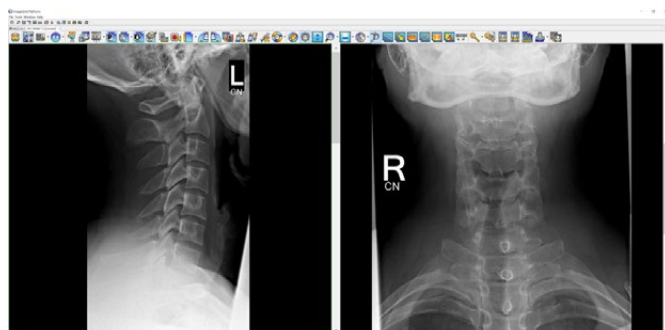
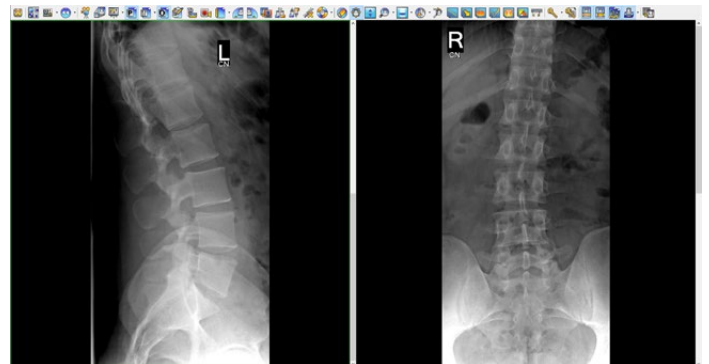


Image Viewing



Candelis offers the ImageView™ suite of visualization applications, integrated with our image management and workflow solutions. Residing on the ImageGrid™ PACS server, the viewers can be accessed by chiropractors using local and remote workstations.

FEATURES INCLUDE:

- Customizable per-modality annotations
- Distance measurements
- Angle measurements
- Pan, rotate, and mirror
- Magnification glass
- Cine tool with adjustable speed
- Multiple concurrent users
- Dictation support with voice attachments

Chiropractic Imaging PACS Server

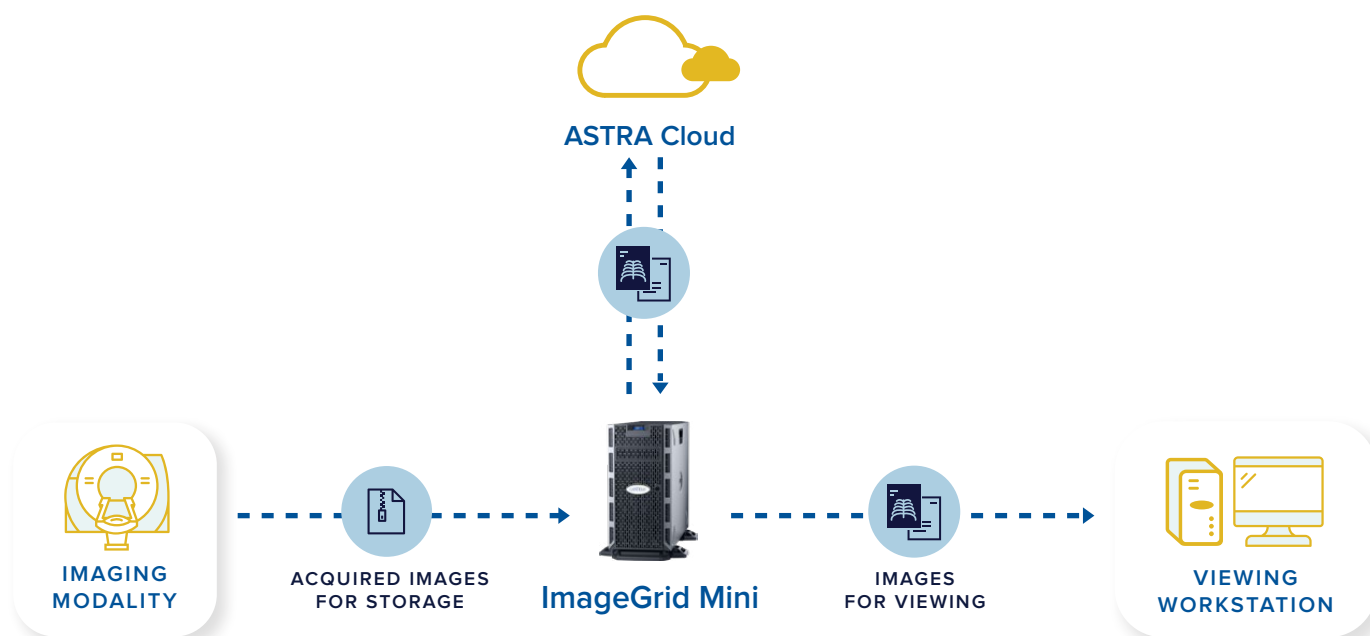
ImageGrid™ is a fully integrated image management and workflow optimized PACS solution, consisting of a suite of sophisticated image archiving, image management, visualization tools, and workflow optimization capabilities closely integrated with state-of-the-art hardware.

FEATURES INCLUDE:

- Multi-modality support
- Automated rule-based pre/post-fetching of relevant priors
- Integrated reporting with templates
- EMR integration
- Scalable storage
- Click to burn CDs or export studies to removable storage
- Self-monitoring and automated reporting
- Web-based system administration, dashboard and operator interface
- Archive on-site and in the cloud
- Long-term archive and disaster recovery

Fully Integrated Workflow

ImageGrid provides everything you need to manage, store, view and archive orthopedic images.



Cloud Storage & PACS

ASTRA™ by Candelis is a next-generation cloud service designed to complement ImageGrid and Candelis' software solutions with a range of robust capabilities.

ASTRA offers speed, security and scalability, providing peace-of-mind that orthopedic studies are safe, secure, and available wherever you are.

FEATURES INCLUDE:

- Seamless, secure sharing of studies
- Automatic offsite archive for full HIPAA compliance
- Robust security using proprietary encryption
- Multiple image and report viewing options
- Hassle-free disaster recovery